











Highway Wheels - Light Truck Wheels

Steel - Hub Piloted DUAL


	<p>10 Hole - 7-1/4" Bolt Circle - 5.25 Pilot 19.5 X 6.00 P-300 Chevrolet or GMC</p>	<p>Model & Series 1996-05 Chevrolet/GMC 3500HD - Dual</p>
	<p>8 Hole - 6-1/2" Bolt Circle - 4.56 Pilot 16 X 6K 19.5 X 6.00 3/4 Ton and 1 Ton Chevrolet or GMC Wheels</p>	<p>Model & Series 1976-00 Chevrolet/GMC C/K 3500 Dual 1975-99 Chevrolet/GMC</p>
	<p>8 Hole - 6-1/2" Bolt Circle - 4.60 Pilot 16 X 6.5J 17 X 6.5J 3/4 Ton and 1 Ton Chevrolet or GMC Wheels</p>	<p>Model & Series 2001-05 Chevrolet/GMC 3500 - Dual</p>
	<p>8 Hole - 6-1/2" Bolt Circle - 4.88 Pilot 16 X 6K Ford 3/4 and 1 Ton Wheels</p>	<p>Model & Series 1984-97 Ford F-Series F-350 Dual 1985-97 Ford F-Series F-350 4X4 Dual 1985-91 Ford Econoline Van E350 Dual 1992-07 Ford Econoline Van E350 - 8 Vent Hole Dual</p>
	<p>8 Hole - 170mm Bolt Circle - 125.10mm Pilot 16 X 6K Ford F-Super Duty</p>	<p>Model & Series 1998-04 Ford F-Series F350 Dual</p>
	<p>10 Hole - 7-1/4" Bolt Circle - 5.46 Pilot 16 X 6K Ford F-Super Duty</p>	<p>Model & Series 1988-97 Ford F-Series F-Super Duty Dual</p>
	<p>10 Hole - 225mm Bolt Circle - 170.10 Pilot 19.5 X 6.00 19.5 X 6.75</p>	<p>Model & Series 2005 Ford F-Series F450/550 Dual 2005 Ford F-Series Motorhome Dual</p>
	<p>8 Hole - 225mm Bolt Circle - 170.10 19.5 X 6.00 19.5 X 6.75 Ford F-Super Duty</p>	<p>Model & Series 1998-04 Ford F-Series F-Super Duty & Motorhome Dual 1998-04 Ford F-Series Motorhome Dual 2002-03 Ford Econoline Van E550 Dual</p>
	<p>8 Hole - 170mm Bolt Circle - 120.10 Pilot 16 X 7K 17 X 7.5J 18 X 8J NOTE: Use Ford Swivel Lug Nut ONLY</p>	<p>Model & Series 1998-04 Ford F-Series F250/350 Single Front & Rear 2005-07 Ford F-Series F250/350 Single 2005-07 Ford F-Series F250/350 Single</p>

Steel - Stud Piloted SINGLE

	<p>8 Hole - 6-1/2" Bolt Circle - 4.88 Pilot 16 X 7K Ford 3/4 Ton NOTE: 60-degree Cone Nuts</p>	<p>Model & Series 1967-97 Ford F-Series F250/350 Single 1985-07 Ford Econoline Van E250/350 Single</p>
---	--	---

Aluminum

Hub Piloted DUAL

	<p>10 Hole - 225mm Bolt Circle - 170.10 Pilot 19.5 X 6.0</p>
---	--

Hub Piloted SINGLE

<p>8 Hole - 6-1/2" Bolt Circle - 4.768 Pilot - SINGLE 17.5 X 6.75</p>
